

PC1600A Series

MPPT Solar Charge Controller




Feature:

- 20A/30A/40A MPPT Solar charge controller (Air cooling)
- 12V/24V auto work
- MPPT efficiency>99%,Peak conversion efficiency >98%
- DSP processors architecture ensures high speed and performance
- Multi-stage charging mode
- Protection: PV array short circuit , PV reverse polarity , Battery reverse polarity , Over charging , Output short circuit
- DC load support

Introduction:

MPPT (Maximum Power Point Tracking) Solar Charge Controller offer an efficient, safe, multi-stage recharging process that prolongs battery life and assures peak performance from a solar array. Each Charge Controller allows customized battery recharging.

LCD Display Information



1. MENU: Enter or exit setting mode.
2. UP: Increase the setting data.
3. DOWN: Decrease the setting data.
4. ENTER: Confirm the selection in setting mode.
8. LCD display

LED indicator		System status	
5. PV	Green	On	PV voltage normal
		Flashing every 1s	PV fault is recovering
		Flashing every 2s	PV fault can't recover
		Off	PV is off
6. BATT	Yellow	On	Battery voltage normal
		Flashing every 1s	Battery fault is recovering
		Flashing every 2s	Battery fault can't recover
		Off	Battery is off
7. FAULT	Red	Flashing	Fault
		Off	Normal

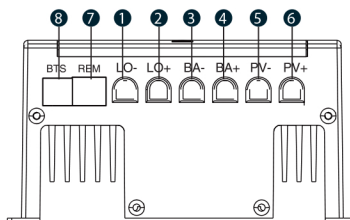
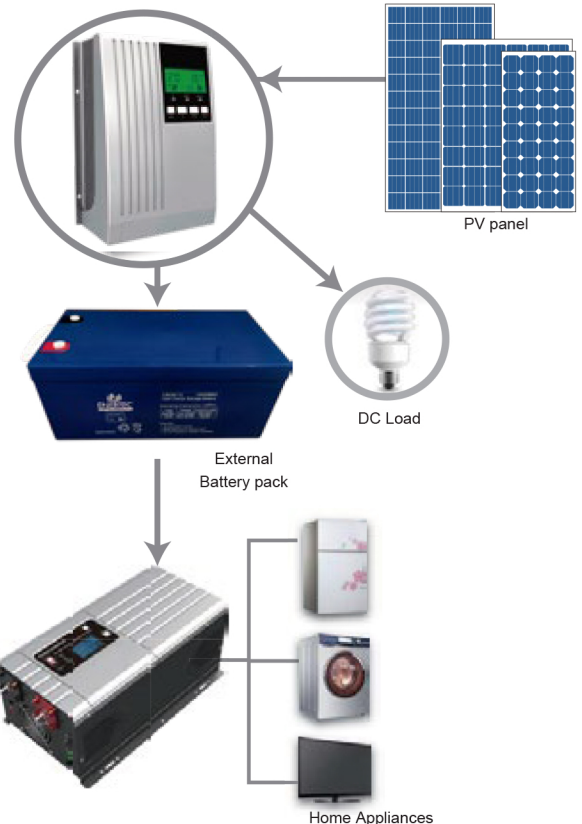


Figure 1 Charge Controller wiring compartment marks

1. LO-: The load negative terminal
2. LO+: The load positive terminal
3. BA-: The battery negative terminal
4. BA+: The battery positive terminal
5. PV-: PV array negative terminal
6. PV+: PV array positive terminal
7. REM: RS485 Communication network terminal(Use for computer)
8. BTS: Battery Remote Temperature sensor terminal

Solar System Connection



Specification

MODEL		PC16-2015A	PC16-3015A	PC16-4015A
Nominal Battery System Voltage		12VDC/24VDC (Auto Detection)		
CONTROLLER INPUT	PV Open Circuit Voltage	100VDC@12V/ 145VDC @24V		
	PV Array MPPT Voltage Range	16VDC~100VDC / 32VDC~130VDC		
	Max PV Input Power(12V)	300W	450W	600W
	Max PV Input Power(24V)	600W	900W	1200W
BATTERY	Absorption Voltage	12.5VDC/25.0 VDC		
	Refloat Voltage	13.7VDC/27.4 VDC		
	Float Voltage	14.3VDC/28.6 VDC		
	Low Voltage Protection Point	10.0VDC/20.0 VDC		
DC OUTPUT	Output Voltage	10.0~14.5VDC /20.0~29.0VDC		
	Peak Conversion efficiency	98% (MPPT Efficiency 99%)		
	Max Charging Current	20 amps continuous	30 amps continuous	40 amps continuous
	Max Output Current	20 amps continuous	20 amps continuous	20 amps continuous
	Low voltage alarm	10.25VDC/20.5 VDC		
	Low voltage cutoff	10.0VDC/20.0 VDC		
Low voltage recovery	11.0VDC/22.0 VDC			
GENERAL SPECIFICATION	Radiating mode	Automatic cooling		
DISPLAY & PROTECTION	LED indication	Systematic operation, LV indication, LV protection, over charge protection, loads protection, short circuit protection		
	LCD display	Charge voltage, charge current, voltage of storage battery, capacity of storage battery, output current		
	Alarm Protections	PV array short circuit, PV reverse polarity		
		Battery reverse polarity, Over charging protection		
		Output short circuit protection		
Low voltage protection for storage battery				
MECHANICAL SPECIFICATIONS	Mounting	Wall mount		
	Machine Dimension(W*H* D)	154*236*88mm(Color box / pcs)		
	Gross Wight(Kg) (per pcs)	2.5Kg		
	Package Dimension(W*H* D)	610*308*230mm (4PCS/Carton)		
	Gross Weight(Kg) (per Carton)	10.8Kg	13.4Kg	13.4Kg
OTHER	Environmental Rating	Indoor		
	Operation Temperature Range	-25~+55°C		
	Ambient humidity	0~90% relative humidity(non-condensing)		
	Altitude	≤ 3000m		
	Loading(20GP/40GP/40HQ)	2500pcs / 5000pcs / 5800pcs		

* Product specifications are subject to change without further notice.

Back Panel

